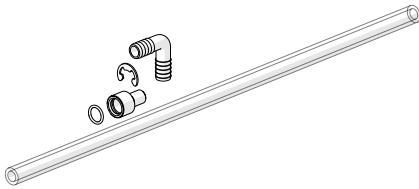
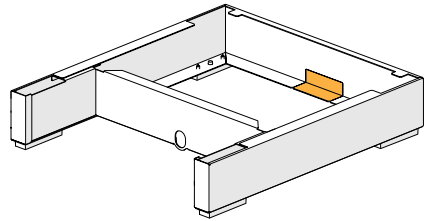


1.



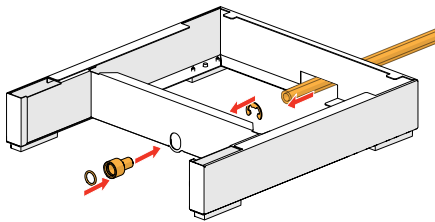
drainage set

2.



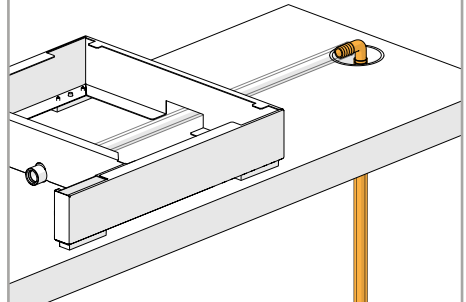
cut indicated part for  
hose pass-through

3.



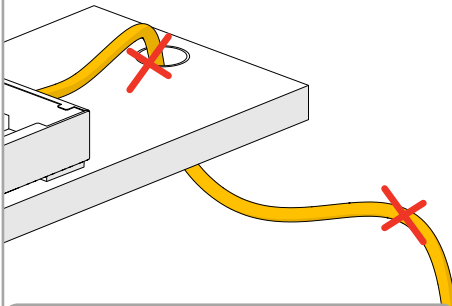
mount the coupling and connect the hose

4.



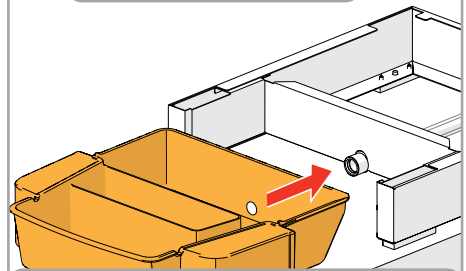
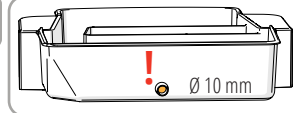
cut the hose to the correct length and fit the corner  
coupling and the rest of the hose

5.



**caution:**  
ensure that no syphoning can occur

6.



drill out the drip tray drainage spout (from the  
back), and place in the drainage coupling